

Bar stock thermowell with welded connection

Model : A630, A631, A632

Spec. sheet no. AD06-04

Service intended

Temperature sensors or indicating type temperature gauges are not directly inserted into the process pipe, unless these are used to measure the outside temperature of process pipe, instead, these are used with thermowells. By using thermowells, sensors and gauges will not interfere with the process line operation, and the users are able to perform the maintenance procedure of the process line more easily. These thermowells can be used in a high steam line or Vapor line. These are directly welded onto the socket or pipe so can be a semipermanent. Therefore, the user must carefully decide its material and specification before welding process is performed.



CRN

Standard features

Selection of thermowell

■ Material

In general, the thermowell material chosen for the installation is governed mainly by the corrosion condition the thermowell will face. Recommended material for various services are given in the corrosion table. Occasionally, the material consideration is one of strength rather than corrosion. For example, a stainless steel thermowell may be required for a high pressure water service where otherwise a brass thermowell would be satisfactory from a corrosion standpoint.

■ Insertion

The distance from the end of the well to the underside of the thread or other connection means (Designated as "U") is the insertion length.

■ Tapered or straight type

Tapered type thermowells provide greater stiffness for the same sensitivity. The higher strength to weight ratio gives these thermowells higher natural frequency than for equivalent length straight type thermowells, thus permitting operation at higher fluid velocity.

■ Bore size

Almost any installation uses several type of temperature measuring instruments.

The selection of a standard bore diameter can produce extreme flexibility within the plant.

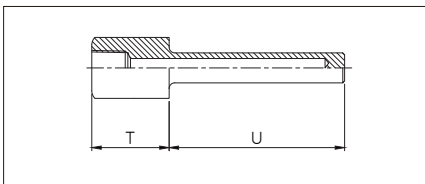
■ Option

Wake frequency calculations in accordance with ASME PTC 19.3

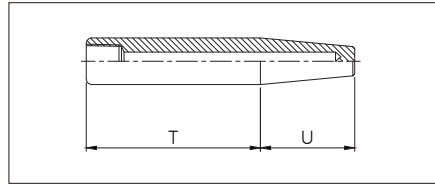
WISE Inc. offers this as an engineering service.

Structure

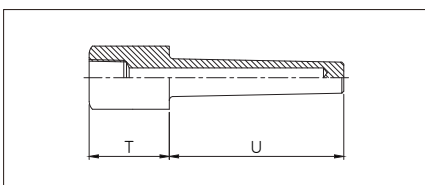
A6300



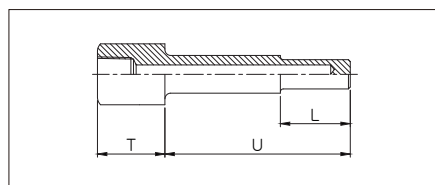
A6311



A6310



A6320



WISE®

| A630 Series_01

Main order

Ordering information

1. Base model

A6300	Straight bar stock (Socket welded type)
A6310	Tapered bar stock (Socket welded type)
A6311	Tapered bar stock (Weld in type)
A6320	Stepped bar stock (Socket welded type)

2. Material of well

AX	S25C	JX	Inconel 600
BX	304SS	KX	Hastelloy-C
CX	316SS	LX	Monel
DX	304L SS	MX	Titanium
EX	316L SS	OX	A182F316
FX	310SS	TX	Incoloy-800
GX	321SS	WX	A105
HX	446SS	YX	A182F11
IX	A182F304	ZX	Others

Note : Not available for A601 and A602

3. Internal connection

0	½" NPT
1	½" PT
2	½" PF

4. Tip outer diameter / Bore size (mm)

A0	14 / 7	C2	17 / 10
A1	14 / 9	C3	17 / 12
B0	16 / 7	D0	19 / 7
B1	16 / 9	D1	19 / 9
B2	16 / 10	D2	19 / 10
C0	17 / 7	D3	19 / 12
C1	17 / 9	D4	21 / 10

5. Socket size

AAZ	½"
BAZ	¾"
CAZ	1"
DAZ	1¼"
EAZ	1½"
FAZ	2"

6. Insertion length ("U") length (mm)

0	80	8	450
1	100	A	500
2	150	B	600
3	200	C	700
4	250	D	800
5	300	E	900
6	350	F	1,000
7	400	Z	Other

Note : Please choose a code of next higher length if applicable length is not.
Actual length shall be specified.

7. "T" length (mm)

0	45
1	50 below
2	50 above

Note : Actual length shall be specified.

8. Option

0	None
1	Plug and chain (304SS)
2	Plug and chain (316SS)

1	2	3	4	5	6	7	8
A6300	AX	0	A0	AAZ	2	1	1

Sample
ordering code